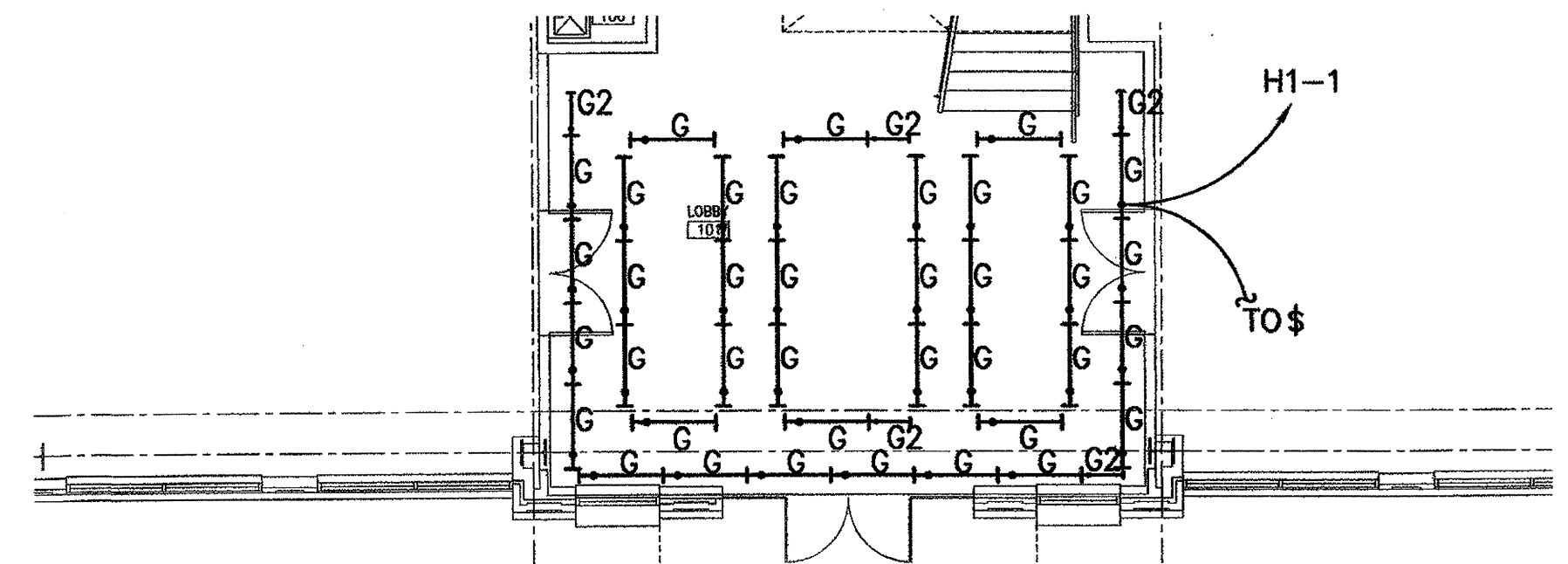




MOUNT TYPE "H" FIXTURES ON WALL UNDER CANOPY. AIM UPWARD TO LIGHT UNDERSIDE OF CANOPY.

FIRST FLOOR LIGHTING PLAN
SCALE: 1/8"=1'-0"



PARTIAL PLAN - LOBBY COVE LIGHTING
SCALE: 1/8"=1'-0"
CONNECT ALL LOBBY COVE LIGHTS TO CKT H1-1

- NOTE:**
1. ALL TYPE B FIXTURES SHALL BE INSTALLED IN PLANTING BEDS. FIXTURES SHALL BE A MINIMUM OF 36" FROM EDGE OF BUILDING SLAB.
 2. SEE ARCHITECTURAL PLANS FOR DETAIL OF VANITY. COORDINATE LOCATION OF FIXTURES AROUND VANITY.



EPIC ENGINEERING INC.
P.O. BOX 2138 • MT. PLEASANT, SC 29465
(843) 549-8878 EPIC JOB NO. 05176
CONSULTING ENGINEERS
THIS DOCUMENT IS THE PROPERTY OF EPIC ENGINEERING INC. AND IS NOT TO BE REPRODUCED OR USED IN ANY MANNER WITHOUT THE WRITTEN PERMISSION OF EPIC ENGINEERING INC.

DESIGNED BY: JRA
APPROVED BY: JRA
DRAWN BY: RAD
CHECKED BY: JRA

REVISIONS	
△	DESCRIPTION:
△	DATE REVISION:
△	DESCRIPTION:
△	DATE REVISION:
△	DESCRIPTION:
△	DATE REVISION:

OFFICES AT BELLE HALL BUILDINGS 1 & 2
LONG POINT ROAD
MOUNT PLEASANT, SC

PROJECT TITLE

FIRST FLOOR LIGHTING PLAN

DRAWING TITLE

SCALE: 1/8"=1'-0"

DATE: 1/05/06

SHEET NUMBER
E101 OF 10

CAD FILE NAME:
05176E101

© EPIC ENGINEERING 2006