

















	Property Address	Square Feet	Sales Price	Price per Sqaure foot	NOI	Cap Rate	Date of Sale
	4400 Leeds Ave- Faber Plaza, North Charleston, SC, 29405	123,600	\$36,400,000	\$294.50	\$2,307,760	6.34%	2/5/18
	1 Poston Rd	117,062	\$284,000,000	\$242.61			6/11/15
	3450 Ingleside Blvd	80,000	\$21,100,000	\$263.75			1/20/17
	115 Central Island Street	75,300	\$19,400,000	\$257.64	\$1,325,280	6.83%	10/25/17
	4105 Faber Place Drive	75,000	\$19,200,000	\$256.00	\$1,303,500	6.79%	10/23/17
	176 Croghan Spur Rd & 238 Albermarle Rd	73,356	\$20,033,333	\$273.10	\$1,272,096	6.35%	7/24/17
	180 Wingo Way	69,384	\$24,750,000	\$356.71	\$1,794,375	7.25%	8/28/14
	146 Fairchild St	67,744	\$8,300,000	\$122.52	\$731,954	8.82%	Unavailable
	3955 Faber Place Drive	66,672	\$13,200,000	\$197.98	\$933,075	7.07%	8/27/15
	7301 Rivers Ave	54,613	\$7,525,000	\$137.79	\$564,375	7.50%	8/16/16
	4952 Centre Pointe Dr, North Charleston, SC, 29418	48,000	\$8,650,000	\$180.21	\$657,700	7.60%	2/14/18
	1362 McMillan Avenue	47,185	\$7,694,901	\$163.08			8/31/17
	4969 Centre Point Dr	41,920	\$10,600,000	\$252.86	\$763,200	7.20%	7/21/16
	8992 University Blvd	41,168	\$10,600,000	\$257.48	\$699,600	6.60%	5/5/15
	1535 Hobby St	40,000	\$7,500,000	\$187.50	\$575,000	7.67%	3/8/16
	1106 & 1122 Chuck Dawley Blvd	39,403	\$19,200,000	\$487.27			3/16/16



1056 King St

32,249

\$1,268,000

\$39.32

12/22/14



1360 Truxtun Avenue

31,380

\$3,806,837

\$121.31

\$301,594

7.92%

8/31/17



288 Meeting St

31,301

\$11,750,000

\$375.39

\$726,150

6.18%

8/12/16



1800 Reynolds Ave, North Charleston, SC, 29405

25,676

\$4,800,000

\$186.95

\$368,000

7.67%

4/9/18